



# UBAM - BELL GLOBAL SMID CAP EQUITY

Class YC CHF (capitalisation share)

Factsheet | March 2024

## FUND CHARACTERISTICS

Legal form	UBAM is a Luxembourg SICAV (UCITS, Part I of the Luxembourg law of 17/12/2010)
Fund domicile	LUXEMBOURG
SFDR Classification	Art. 8
Currency	CHF
NAV	109.84
Fund's AUM	USD 119.17 mio
Track record since	07 July 2022
Minimum investment	-
Subscription	Daily
Redemption	Daily
Price publication	www.ubp.com
Management fee	0.70 %
Number of holdings	51
ISIN	LU2256782868
Telekurs	58664716
Bloomberg ticker	UBNVFYC LX
Index	MSCI WORLD SMALL-MID CAP -SMID - NR - CHF

**The benchmark is for information purposes only. The investment objective does not aim at replicating the benchmark.**

## SPECIFIC RISKS

Counterparty risk, currency risk, ESG and sustainability risk, liquidity risk

Further information on the fund's potential risks can be found in the prospectus or in the Key Investor Information Documents or Key Information Documents available on [www.ubp.com](http://www.ubp.com). Any capital invested may be at risk and investors may not get back some or all of their original capital.

	Fund	Index
<b>ESG Quality Score</b>	7.81	6.44
<b>Environmental</b>	6.35	5.13
<b>Social</b>	5.43	4.89
<b>Governance</b>	6.56	6.24
<b>Weighted Average Carbon Intensity*</b>	18.84	149.09

Source: ©2024 MSCI ESG Research LLC - Reproduced by permission.  
\*(tons CO2e/\$M Sales)

## ABOUT THE FUND

The Fund seeks to grow capital and generate income primarily by investing in Worldwide equities.

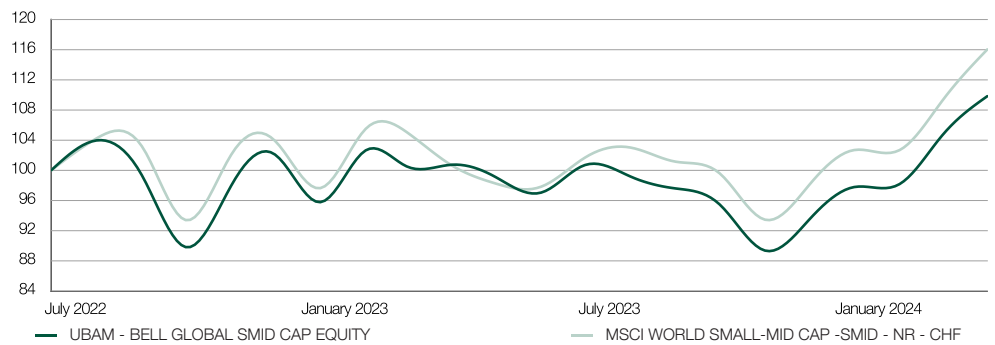
The Fund is actively managed, investing mainly in Global small and medium cap equities. The minimum market capitalization at the time of acquisition will be US Dollars 1 billion or equivalent in another currency.

This Fund seeks to focus on securities issued by companies that are attractive in terms of their fundamental attributes and potential capital gains over 3 to 5 years. The Fund will be relatively concentrated.

A performance fee in reference to the MSCI World SMID Cap Index is applied to some share classes (the "Benchmark"). The Benchmark is not representative of the Fund's risk profile and the portfolio's investments will deviate materially from the Benchmark.

The Investment Manager is allowed to invest without limits in currencies other than the Fund's base currency (USD). The Investment Manager does not intend to hedge currency exposure in this Fund.

## PERFORMANCE EVOLUTION CHF (NET OF FEES)



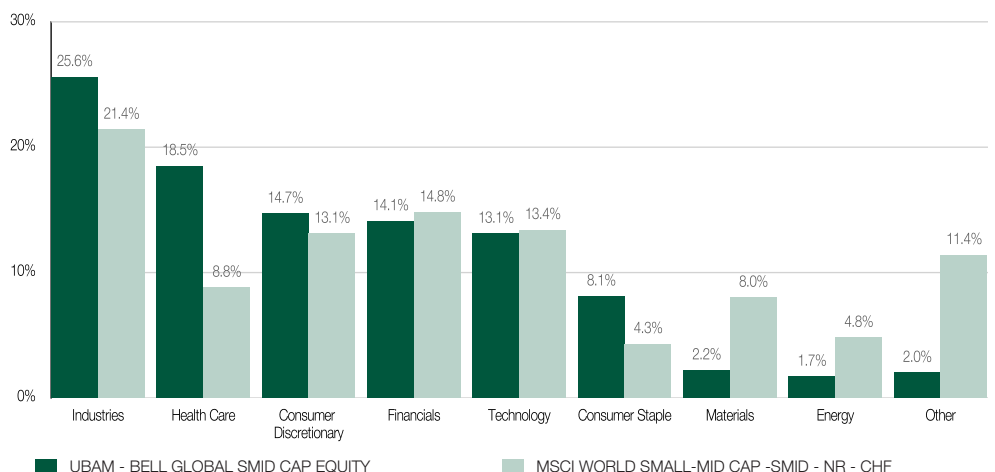
Performance over 10 years or since inception. Source of data: UBP. Exchange rate fluctuations can have a positive or a negative impact on performance. Past performance is not a reliable indicator of future results. The value of investments can fall as well as rise.

## PERFORMANCE HISTORY CHF (NET OF FEES)

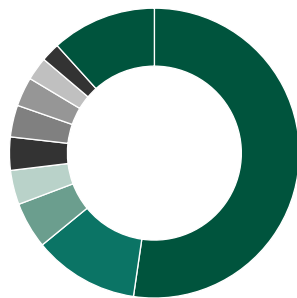
	March 2024	YTD	2023	2022	3 months	6 months	1 year	3 years	5 years	10 Years	Since inception
UBAM - BELL GLOBAL SMID CAP EQUITY	5.01 %	12.32 %	2.10 %	-4.22 %	12.32 %	15.03 %	9.02 %				9.84 %
MSCI WORLD SMALL-MID CAP -SMID - NR - CHF	6.28 %	12.99 %	5.18 %	-2.36 %	12.99 %	16.49 %	15.29 %				16.17 %

Since launch. Source of data: UBP. Exchange rate fluctuations can have a positive or a negative impact on performance. Past performance is not a reliable indicator of future results. The value of investments can fall as well as rise. Past performance figures are stated in the currency of the share class and calculated with dividends reinvested; they are free of ongoing charges. The calculation does not take into account sales commissions and other fees, taxes and applicable costs to be paid by the investor. For example, with an investment of USD 100, the actual investment would amount to USD 99 in the case of an entrance fee of 1%. At investor level, additional costs may also be incurred (e. g. front-end load or custody fee charged by the financial intermediary).

## SECTOR COMPARISON



Source of data: UBP

**COUNTRY BREAKDOWN**


Source of data: UBP

**MAIN HOLDINGS**

Asset	Sector	Fund weight	Index weight
TECHTRONIC INDUSTRIES LTD	Industrials	2.9%	
PAYLOCITY HOLDING CORP	Industrials	2.7%	0.0%
BJS WHOLESALE CLUB HOLDINGS INC	Consumer Staples	2.7%	0.1%
TRACTOR SUPPLY	Consumer Discretionary	2.7%	0.2%
AMADEUS IT GROUP SA	Consumer Discretionary	2.6%	
KEYSIGHT TECHNOLOGIES INC	Information Technology	2.5%	0.2%
METTLER TOLEDO INC	Health Care	2.4%	0.2%
GENPACT LTD	Industrials	2.4%	
CHARLES RIVER LABORATORIES INTERNA	Health Care	2.3%	0.1%
HONG KONG EXCHANGES AND CLEARING	Financials	2.3%	

Source of data: UBP

**PORTFOLIO COMPOSITION - MONTHLY EVOLUTION**

	March	February	January	December	November
Weight of the top ten holdings	25.46 %	26.12 %	25.35 %	25.66 %	26.51 %
Number of holdings	51	50	48	49	49
Large caps (> USD 10 billion)	75.96 %	76.09 %	75.24 %	73.12 %	68.68 %
Mid caps (USD 2-10 billion)	24.04 %	23.91 %	24.76 %	26.88 %	31.32 %
Small caps (< USD 2 billion)	0.00 %	0.00 %	0.00 %	0.00 %	0.00 %

Source of data: UBP

**ADMINISTRATION**
**Management Company**

UBP Asset Management (Europe) S.A., 287-289, route d'Arlon, L-1150 Luxembourg

**General distributor, Swiss representative and Swiss paying agent**

Union Bancaire Privée, UBP SA, 96-98 rue du Rhône, CH-1211 Geneva 1

**Administrative agent, registrar and transfer agent**

CACEIS Bank Luxembourg Branch, 5, allée Scheffer, L-2520 Luxembourg

**Custodian bank**

 BNP Paribas S.A. Luxembourg Branch  
60 avenue J.F. Kennedy, L-1855 Luxembourg

**Auditor**

Deloitte Audit S.à.r.l, 20 Boulevard de Kockelscheuer, L-1821 Luxembourg

**Legal form**

UBAM is a Luxembourg SICAV (UCITS, Part I of the Luxembourg law of 17/12/2010)

**REGISTRATION AND DOCUMENTATION**
**Countries where Distribution is Authorised**

Depending on the country, certain share classes may or may not be registered for public distribution. The registered share classes are recorded in a Key Investor Information Document (KIID). Investors are invited to inform themselves about the registered share classes or to request copies of the relevant KIIDs from the fund's headquarters, the general distributor (Union Bancaire Privée, UBP SA, Geneva), or from the local representative for their country.

Registered Office	UBP Asset Management (Europe) S.A., 287-289, route d'Arlon, L-1150 Luxembourg
Representatives	
Austria	Erste Bank der Österreichischen Sparkassen AG, 21 Graben, A-1010 Wien
Belgium	Caceis Belgium Fund Administration Service & Technology Network Belgium, Avenue du Port 86 C, b320, B-1000 Bruxelles
France	Caceis Bank, 1-3, Place Valhubert, F-75206 Paris Cedex 13
Italy	State Street Bank S.p.A., con sede legale in Via Ferrante Aporti, 10, 20125 Milano Allfunds Bank S.A., via Santa Margherita 7, I-20121 Milano BNP Paribas Securities Services, Succursale di Milano, con sede in Milano, Piazza Lina Bo Bardi, 3
Portugal	BEST - Banco Electronico de Serviço Total S.A., Praça Marquês de Pompal, no. 3 - 3º 1250 - 161 Lisboa
Singapore	Union Bancaire Privée, UBP SA, Singapore Branch, Level 24, One Raffles Quay, South Tower, Singapore 048583
Spain	Allfunds Banks S.a., 57 Nuria, E-28034 Madrid UBP Gestion Institucional S.A., Avenida Diagonal 520 2º, 2a-B, E-08006 Barcelona
Sweden	Skandinaviska Enskilda Banken AB (PUBL) ("SEB"), 106 40 Stockholm
Switzerland	Union Bancaire Privée, UBP SA, 96-98 rue du Rhône, CH-1211 Genève 1
United Kingdom	Union Bancaire Privée, 26-37 Seymour Mews, London, W1H 6BN

**GLOSSARY**
**Benchmark**

Index that is used to measure the performance of an investment fund with the purpose of

tracking the return of such index or of defining the asset allocation of a portfolio or of computing the performance fees.

**THIS IS A MARKETING DOCUMENT.** It reflects the opinion of Union Bancaire Privée, UBP SA or any entity of the UBP Group (hereinafter "UBP") as of the date of issue. It is not intended for distribution, publication, or use in any jurisdiction where such distribution, publication, or use would be unlawful, nor is it directed at any person or entity at which it would be unlawful to direct such a document.

This document has been made on a best-effort basis, is furnished for information purposes only and does not constitute an offer or a recommendation to purchase or sell any security, unless otherwise provided for in the present disclaimer. The opinions herein do not take into account individual investors' circumstances, objectives, or needs. Each investor must make his own independent decisions regarding any securities or financial instruments mentioned herein. Before entering into any transaction, each investor is urged to consider the suitability of the transaction in relation to his particular circumstances and to independently review, with professional advisors as necessary, the specific risks incurred, in particular at financial, regulatory and tax levels. The information and analysis contained herein has been based on sources believed to be reliable. However, UBP does not guarantee its timeliness, accuracy, or completeness, nor does it accept any liability for any loss or damage resulting from its use. All information and opinions are subject to change without notice. **PAST PERFORMANCE IS NO GUARANTEE OF CURRENT OR FUTURE RETURNS.**

This document has not been produced by UBP's financial analysts and is not to be considered as financial research. The investments mentioned herein may be subject to risks that are difficult to quantify and to integrate into the valuation of investments.

The present document constitutes neither an offer nor a solicitation to subscribe for shares in the fund(s) or sub-fund(s) mentioned, in any jurisdiction where such an offer or solicitation would not be authorised, or to any person to whom it would be unlawful to make such an offer or solicitation. It does not replace the prospectus or any other legal documents that can be obtained free of charge from the registered office of the funds.

Any subscriptions not based on the fund's latest prospectus, KIID or annual or semi-annual reports shall not be acceptable. This document is confidential and intended only for the use of the person to whom it was delivered. This document may not be reproduced (in whole or in part) or delivered to any other person without the prior written approval of UBP.

The Swiss representative and paying agent is Union Bancaire Privée, UBP SA, 96-98, rue du Rhône, P.O. Box 1320, 1211 Geneva 1, Switzerland (UBP). The prospectus, articles of association, KIID and annual and semi-annual reports may be obtained free of charge from UBP as well as from UBP Asset Management (Europe) SA, 287-289 route d'Arlon, 1150 Luxembourg, Grand Duchy of Luxembourg.

In Switzerland, UBP is authorised and regulated by the Swiss Financial Market Supervisory Authority (FINMA); in the United Kingdom, it is authorised by the Prudential Regulation Authority (PRA) and regulated by the Financial Conduct Authority (FCA).